



Kentucky High School Athletic Association

2280 Executive Drive ° Lexington, KY 40505 ° www.khsaa.org ° (859)299-5472 (859)293-5999 (fax)

MEMORANDUM

To: Superintendent, Principal, and Athletic Director
Trimble County High School

From: Brigid L. DeVries, Commissioner
Larry Boucher, Assistant Commissioner *L. Boucher*


Date: May 18, 2004

Subject: 2003-2004 Title IX Annual Report Forms Submission

Enclosed please find a copy of Form T-65, The 2003-2004 Title IX Annual Report Forms Checklist. In addition, you may find an attachment with corrected copies of the forms submitted by your school personnel. Please review this information so the forms can be completed accurately in the future.

Also, KHSAA Audit Staff may have requested a re-submission of some of the 2003-2004 Annual Report Forms or need additional information on your athletic programs. Please submit this information by the date requested if this is applicable. Copies and all KHSAA Title IX documents must be kept current and included in your permanent Title IX File at the school. All documents are subject to Open Records Requests.

Should you need any further information, please do not hesitate to call anytime.



MEMORANDUM

TO: KHSAA Member School Superintendents, Principals, and Athletic Directors

FROM: Brigid L. DeVries, Commissioner
Larry Boucher, Executive Assistant Commissioner

DATE: May 18, 2004

RE: 2004 Title IX Forms Submission

School	Trimble County High School	Reviewed by	Allen W. Jackson
--------	----------------------------	-------------	------------------

The following is a status report regarding the required 2003 - 2004 Title IX submission of forms due in to the KHSAA office by April 15, 2004. Appropriate audit personnel have reviewed these forms and the following is a summary of this review.

I. Checklist of Forms properly submitted in a satisfactory manner:

✓	GE 19 (Annual Verification)	✓	T-36 (Budget Expenses)
✓	T-1 (Summary Program Chart 1)	✓	T-41 (Checklist – Overall Interscholastic Program)
✓	T-2 (Summary Program Chart 2)	✓	T-60 (Corrective Action Plan)
✓	T-3 (Summary Program Chart 3)	✓	T-63 (Interscholastic Survey Results))
✓	T-4 (Summary Program Chart 4)	✓	T-68 (Five Year Summary)
✓	T-35 (Budget Expenses)		

II. Status

A.	✓	2003 – 2004 Forms are satisfactory and no further information or action is necessary at this time.
B.		Errors have been noted with respect to the following forms:
C.		The following forms were omitted and must be submitted by school representatives:
D.		Other Recommendation and Comments:



**2003-2004 KENTUCKY HIGH SCHOOL ATHLETIC ASSOCIATION
ANNUAL VERIFICATION OF TITLE IX PROCEDURES**
(To be submitted by April 15, 2004 along with other required forms)

APR 16 2004

The Trimble County High School, Bedford, Kentucky
(Name of High School) (City)

certifies to the Kentucky High School Athletic Association that the following is an accurate and true representation of the facts surrounding compliance with 20 U.S.C. Sections 1681-1688, et. Seq. (also known as Title IX)

I certify the following provisions in accordance with records at the school contained in the permanent Title IX file, and to the best of my knowledge have completed the following tasks. (All boxes must be checked)

Established a gender equity committee at the high school. (list committee personnel and provide attachment if necessary)

Name	Address	Phone	Title
Marcia Haney Dunaway	P.O. Box 275, Bedford	255-3201	Assistant Supt./ Title IX Coordinator
Frank Ragland	1029 Hwy. 421N, Bedford	255-7781	Athletic Director
Larry Phillips	1029 Hwy. 421N, Bedford	255-7781	Principal
Jan Joyce	2128 Leepart Rd., Milton	268-5864	School Board Representative
Jeff Vincent	10 H1 Grove Hill Rd., Bedford	532-0440	Boy's Coach Representative
Kerrie Stewart	2451 Milton/Bedford Pike, Milton	268-5864	Girl's Coach Representative
Abram Moore	900 Nubbin Ridge Rd., Milton	268-3305	Male Athlete Representative
Marla Fetterhoff (committee members continued on back)	119 Agin Way, Milton	268-3267	Male Athlete Parent Representative

Scheduled a minimum of three meetings during the 2003-2004 school year on the following dates:

- September 16, 2004
- January 23, 2004
- April 12, 2004

Designated the following person(s) as the Title IX coordinator for the school:

Name	Title	Address	Phone
Marcia Haney Dunaway	Assistant Supt./Title IX Coordinator	P.O. Box 275 Bedford, KY 4000	502-255-3201

School personnel are continuing to make periodic reviews of the boys and girls athletics program reflected in the Corrective Action Plan.

In addition to the above information, the above referenced school maintains a complete permanent file relative to Title IX records including copies of the self-assessment audit, all corrective action plans, and other related materials.

Larry Phillips _____ Date April 12 2004
Principal's Signature

Jan Joyce _____ School Board Chairpersons' Signature
Superintendent Signature

(Send original copy to KHSAA - Maintain duplicate in Title IX school folder)

ACCOMMODATION OF INTERESTS AND ABILITIES
SUMMARY PROGRAM CHART 1

Participation Opportunities Test One

		(Column 1)	(Column 2)	(Column 3)	(Column 4)
	Program	Enrollment	Percentage of Total Enrollment	Number of Interscholastic Participants (double and triple count)	Percentage of Total Participation
Row 1	GIRLS	217	51.67%	131	51.78%
Row 2	BOYS	203	48.33%	122	48.22%
Row 3	Totals	420	100%	253	100%


Instructions:

*Number of 8th grade students & below used in Column 3 and Column 4 calculations if applicable: $\frac{16 \text{ females}}{5 \text{ males}}$

- Determine the total number of girls enrolled, (place in Row 1, Column 1). Determine the total number of boys enrolled, (place in Row 2, Column 1).
- Add the total number of girls and boys enrolled to determine total enrollment, (place in Row 3, Column 1).
- Calculate the percentage of total enrollment that is female. (Divide Row 1, Column 1 by row 3, Column 1 and place in Row 1, Column 2.) Calculate the percentage of total enrollment that is male. (Divide Row 2, Column 1 by Row 3, Column 1 and place in Row 2, Column 2.) Note: Row 1, Column 2 plus Row 2, Column 2 should total 100%.
- Ask the head coaches to review the most updated eligibility or squad lists for their teams. Ask coaches to confirm the names of those individuals who are on the team as of the first **date of competition**, and cross out the names of those who were cut from the team or quit the team prior to the first competitive event. Determine the total number of interscholastic athletics participants that are girls, (and place in Row 1, Column 3). In order to determine the total number of athletics participants, an individual should be counted each time he or she participates on a team. For example, if Jane Doe competes on the varsity volleyball team, the junior varsity volleyball team, the junior varsity basketball team, and the varsity softball team, she should be counted as four participants (**do not include club or intramural sports participants, cheerleaders, dance teams, or pom squads**). Calculate the same way for boys and girls. * In addition, should 8th grade students and below play on a Freshman, Junior Varsity, or Varsity team, they should also be counted for each team and sport on which they participate. If applicable, please asterisk the above notation as to how many 8th grade students & below are included in the totals. Using the same procedure, determine the total number of interscholastic athletic participants that are boys, (and place in Row 2, Column 3). Add Row 1, Column 3 plus Row 2, Column 3 to get total participants and place in Row 3, Column 3.
- Calculate the percentage of female participation. (Row 1, Column 3 divided by Row 3, Column 3 and place in Row 1, Column 4.) Calculate the percentage of male participation. (Row 2, Column 3 divided by Row 3, Column 3 and place in Row 2, Column 4.) Note: Row 1, Column 4 plus Row 2, Column 4 should total 100%.

Note: While being within three percent is not a formal compliance standard; if the percent listed in Row 1, Column 4 is within 3% of Row 1, Column 2, then it provides a good target within which compliance is likely.

Principal's Signature: _____



Date: April 12, 2004

ACCOMMODATION OF INTERESTS AND ABILITIES
SUMMARY PROGRAM CHART 2


Participation Opportunities Test Two

		Column 1	Column 2	Column 3	Column 4	Column 5
Program		Number of Teams Currently Offered	Number of Participants	Number of Teams Added in Last Five Years	Number of Participants Added in Last Five Years	Percent of Total Participation By Sex Added in Last 5 Years
GIRLS	Row 1	varsity:	6	68	1	13
	Row 2	j.v.:	4	42	1	13
	Row 3	frosh:	2	21	1	14
	Row 4	total:	12	131	3	40
BOYS	Row 5	varsity:	6	81	0	0
	Row 6	j.v.:	3	30	0	0
	Row 7	frosh:	1	11	0	0
	Row 8	total:	10	122	0	0

- 1) For Column 1, list the number of interscholastic teams offered for girls and boys at each competitive level (varsity, junior varsity, and freshman). For girls, total each of the entries in Rows 1, 2, and 3 into Row 4. For boys, total Rows 5, 6, and 7 into Row 8.
- 2) For Column 2, list the number of participants at each level. For girls, total each of the entries in Rows 1, 2, and 3 into Row 4. For boys, total Rows 5, 6, and 7 into Row 8. **Note:** The totals in Row 4 for girls and in Row 8 for boys must be the same as the totals in Form T-1, Column 3, Rows 1 and 2 respectively.
- 3) For Column 3, list the number of interscholastic teams that have been added in the last five years at each competitive level. Count each team added during the 5 year period only one time. e.g. Girl's junior varsity soccer was added 3 years ago, count the team only once, not 3 times. For girls, total the entries in Rows 1, 2, and 3 into Row 4. For boys, total Rows 5, 6, and 7 into Row 8.
- 4) For Column 4, list the number of participants that are currently on each level of the teams that were added in the last five years. If a team was added previously but no longer exists, there are no current participants to be added for that team. For girls, total the entries in Rows 1, 2, and 3 into Row 4. For boys, total Rows 5, 6, and 7 into Row 8.
- 5) For Column 5, calculate the percentage of participants that have been added in the last five years. For girls, take the number in Column 4, Row 4 and divide by the number in Column 2, Row 4. For boys, take the number in Column 4, Row 8 and divide it by the number in Column 2, Row 8.

Note: If the percentage of current participants added in the last five years is 25% or greater, compliance with test two may be possible. If less than 25%, then compliance with test three should be analyzed. **CAUTION:** 25% is not a formal compliance standard.

Principal's Signature: _____



Date: April 12, 2004

2003-2004
ACCOMMODATION OF INTERESTS AND ABILITIES
SUMMARY PROGRAM CHART 3

Participation Opportunities Test Three

FOR ANY QUESTION ANSWERED "YES" IDENTIFY THE RESPECTIVE SPORT(S).

	GIRLS (Yes / No)		BOYS (Yes / No)
1. For a sport not currently played at the interscholastic level (varsity, junior varsity, or freshman) in your school, is there an intramural team offered for that sport?	No		No
2. For a sport <u>not</u> currently offered in your interscholastic athletics program, is there sufficient interest to form a viable interscholastic team based on participation on an intramural team or community recreation teams?	No		No
3. For a sport <u>not</u> currently offered, is there sufficient interest to form a viable interscholastic team based on student responses from the interscholastic survey?	No		No
4. For a sport currently offered at the varsity level only, is there sufficient interest to form a viable team for a junior varsity, or freshman team that is not currently offered?	No		No
5. For a sport currently offered at the junior varsity or freshman level is there sufficient interest to form a varsity team not currently offered?	No		No
6. If you answered YES to question (1), (2), (3), (4), or (5), are there enough high schools in your geographic area offering the sport (at the appropriate level) to allow for the development of a reasonable schedule of competition?	No		No

Principal's Signature: _____

Larry Kelly

Date: April 12, 2004

2003-2004
ACCOMODATION OF INTERESTS AND ABILITIES
SUMMARY PROGRAM CHART 4

Levels of Competition Test One

		Column 1	Column 2	Column 3
Girls	Team Levels	Number of Teams Currently Offered	Number of Participants	Percentage of Participants at Each Level
Row 1	varsity:	6	68	51.9%
Row 2	j.v.:	4	42	32.1%
Row 3	frosh:	2	21	16%
Row 4	total:		131	100%
Boys				
Row 5	varsity:	6	81	66.4%
Row 6	j.v.:	3	30	24.6%
Row 7	frosh:	1	11	9%
Row 8	total:		122	100%

- 1) Column 1, list the number of interscholastic teams offered for girls and boys at each competitive level; varsity, junior varsity, and freshman. (Refer to Form T-2, Accommodation of Interests and Abilities, Summary Program Chart 2, Column 1.)
- 2) For Column 2, list the number of participants at each level. For girls, total the entries in Rows 1, 2, and 3 into Row 4. For boys, total the entries in Rows 5, 6, and 7 into Row 8. (Refer to Form T-2, Accommodation of Interests and Abilities, Summary Program Chart 2, Column 2.)
- 3) For Column 3, calculate the percentage of female and male participants at each level.
For girls' varsity, junior varsity, and frosh, respectively:
 - Divide Column 2, Row 1 by Column 2, Row 4, and place the percentage in Column 3, Row 1.
 - Divide Column 2, Row 2 by Column 2, Row 4, and place the percentage in Column 3, Row 2.
 - Divide Column 2, Row 3 by Column 2, Row 4, and place the percentage in Column 3, Row 3.
 -
 For boys' varsity, junior varsity, and frosh, respectively:
 - Divide Column 2, Row 5 by Column 2, Row 8, and place the percentage in Column 3, Row 5.
 - Divide Column 2, Row 6 by Column 2, Row 8, and place the percentage in Column 3, Row 6.
 - Divide Column 2, Row 7 by Column 2, Row 8, and place the percentage in Column 3, Row 7.

Principal's Signature: _____

Jerry Phillips

Date: April 12, 2004

2003-2004

**BUDGETED AND ACTUAL EXPENDITURES - PROGRAM COMPARISON CHART
TO INCLUDE BOOSTER CLUB FUNDING**

KHSAA
Form 135
REV. 8/03

	equipment and supplies		travel		awards		coaches' salaries (to include supplemental and extended employment)		facilities improvements		publications (if sport-specific)	
	B	E	B	E	B	E	B	E	B	E	B	E
G basketball	\$6975	\$6975	N/A	N/A	\$300	\$300	\$5500	\$5500	N/A	N/A	N/A	N/A
B basketball	\$6975	\$6975	N/A	N/A	\$300	\$300	\$5500	\$5500	N/A	N/A	N/A	N/A
G softball	\$4650	\$4650	N/A	N/A	\$300	\$300	\$2150	\$2150	N/A	N/A	N/A	N/A
B baseball	\$4650	\$4650	N/A	N/A	\$300	\$300	\$2150	\$2150	N/A	N/A	N/A	N/A
G cross country	\$930	\$930	N/A	N/A	\$150	\$150	\$1400	\$1400	N/A	N/A	N/A	N/A
B cross country	\$930	\$930	N/A	N/A	\$150	\$150	One head coach for both the girls & boys team		N/A	N/A	N/A	N/A
G golf	\$930	\$930	N/A	N/A	\$50	\$50	\$1400	\$1400	N/A	N/A	N/A	N/A
B golf	\$930	\$930	N/A	N/A	\$50	\$50	One head coach for both the girls and boys teams		N/A	N/A	N/A	N/A
G soccer												
B soccer												
G swimming												
B swimming												

- Budget and expenditures on this 2003-2004 year report due by April 15, 2004, should reflect the total monies budgeted and spent for the entire year of 2002-2003 ending June 30, 2003.
- "B" is for budgeted dollar amounts and "E" is for actual dollar expenditures.
- Booster Club Funding/Contributions must be included in the expenditures total.
- Indicate percentage of total expenditures for each gender: Total Expenditures \$ _____ % for boys _____ % for girls _____

Principal's Signature: [Signature] Date: April 12, 2004

**2003-2004
BUDGETED AND ACTUAL EXPENDITURES - PROGRAM COMPARISON CHART 2
TO INCLUDE BOOSTER CLUB FUNDING**

Teams	equipment and supplies		travel		awards		coaches' salaries (to include supplemental and extended employment)		facilities improvements		publications (if sport-specific)	
	B	E	B	E	B	E	B	E	B	E	B	E
G track												
B track												
G tennis	\$930	\$930	N/A	N/A	\$150	\$150	\$1400	\$1400	N/A	N/A	N/A	N/A
B tennis	\$930	\$930	N/A	N/A	\$150	\$150	one head coach for both girls and boys team		N/A	N/A	N/A	N/A
G volleyball	\$1860	\$1860	N/A	N/A	\$300	\$300	\$2150	\$2150	N/A	N/A	N/A	N/A
B wrestling												
G (list sport)												
B (football)	\$9300	\$9300	N/A	N/A	\$500	\$500	\$5500	\$5500	\$60,000	\$60,000	N/A	N/A
G (list sport)												
B (list sport)												

- Budget and expenditures on this 2003-2004 year report due by April 15, 2004, should reflect the total monies budgeted and spent for the entire year of 2002-2003 ending June 30, 2003.
- "B" is for budgeted dollar amounts and "E" is for actual dollar expenditures.
- Booster Club Funding/Contributions must be included in the expenditures total.
- Indicate percentage of total expenditures for each gender. Total Expenditures \$ 130,040

% for boys 77.3% % for girls 22.7%

(*Discrepancy due to bleachers, retaining April 12, 2004 wall and fence put up at

Principal's Signature: *Donny Phillips*

Date: _____

Football Field

2003-2004 KHSAA TITLE IX ATHLETICS AUDIT

KHSAA
Form T41
Rev. 8/03

Checklist - Overall Interscholastic Athletics Program

Areas of Compliance	ADVANTAGE TO (Respond based on Internal Evaluation by checking the appropriate column.)		
	GIRLS' PROGRAM	BOYS' PROGRAM	NEITHER PROGRAM
OPPORTUNITIES			
Accommodation of Interest and Abilities			
BENEFITS			
Equipment and Supplies			X
Scheduling of Games and Practice Time			X
Travel and Per Diem Allowances			X
Coaching			X
Locker Rooms, Practice and Competitive Facilities			X
Medical and Training Facilities and Services			X
Publicity			X
Support Services			X
Athletic Scholarships			X
Tutoring			X
Housing and Dining Facilities and Services			X
Recruitment of Student Athletes			X

Principal's Signature: _____

Larry Phillips

Date: April 12, 2004

SCHOOL NAME

Trimble County High School

2003-2004
TITLE IX


CORRECTIVE ACTION PLAN

To complete this form, indicate the intended area which needs corrective action, the suggested change and time table for implementation. You may copy this form as needed. Please attach corrective action plans along with audit forms and submit by April 15, 2004.

ITEM FOR CORRECTION	SUGGESTED CHANGE	TIME TABLE FOR CORRECTIVE ACTION
Increase Female athlete participation	Add Freshmen Volleyball	2004-05 Season
Increase Female athlete participation in cross country	Coach will recruit female students within Trimble County High and Middle School to run cross country.	2004-05 Season
Increase female athlete participation in girl's basketball	Coach will recruit female students within Trimble County High and Middle School to play on the freshmen basketball team.	2004-05 Season
Student Trainer for girl's programs	Student will be trained at U of L as student trainer for girl's programs	2004-05

For all areas currently identified as items for correction, an intended corrective action explanation is needed.
THIS FORM SHALL BE TYPED.

Principal's Signature:



Date: April 12, 2004

2003-2004 INTERSCHOLASTIC ATHLETICS SURVEY
Summary of Student Responses

School Name	Trimble County High School
School Enrollment	420
Date	4/8/04
Completed By	Frank Ragland

Instructions:

1. Summarize the Student Athletics Interest Surveys Form T-61 by listing the total number of responses on the line next to each sport.
2. Under the Other Category please provide a listing of the sports as well as the number of students who are interested in participating.
3. Please sign and date the Summary Form (T-63) and mail the Summary Form only to the KHSAA by April 15, 2004. Do not mail the student surveys (Form T-61). However, these Forms should be maintained in your files in the event they are requested subsequently.

100 Number of Surveys
93 Total Returned (*A minimum of 80% return is expected*)
9-11 Grades Surveyed

How Was The Survey Administered? Health classes and Tech Ed. classes
 (e.g. was it given in all English classes, or all home rooms, or advisee/advisor?)

Fall Sports (List Total Number of Participation Responses)

5 Cross Country (Girls)
4 Cross Country (Boys)
5 Field Hockey (Girls)
16 Football (Boys)
1 Golf (Girls)
6 Golf (Boys)
27 Soccer (Girls)
25 Soccer (Boys)
13 Volleyball (Girls)
11 Volleyball (Boys)

Winter Sport (List Total Number of Participation Responses)

12 Basketball (Girls)
17 Basketball (Boys)
13 Gymnastics (Girls)
5 Indoor Track (Girls)
6 Indoor Track (Boys)
24 Swimming & Diving (Girls)
7 Swimming & Diving (Boys)

Spring Sport (List Total Number of Participation Responses)

<u>21</u>	Baseball (Boys)
<u>13</u>	Fast Pitch Softball (Girls)
<u>3</u>	Slow Pitch Softball (Girls)
<u>5</u>	Tennis (Girls)
<u>7</u>	Tennis (Boys)
<u>11</u>	Track (Girls)
<u>5</u>	Track (Boys)

Other Sports (From Student Survey T-61 Question 10)

Name of Sport	Number of Students Interested In Participating
<u>None Listed</u>	_____
_____	_____
_____	_____
_____	_____
_____	_____
_____	_____
_____	_____
_____	_____

Number of Students who participate in Intramural Sports.
(From Student Survey T-61 Question 5)

<u>Sport</u>	<u>Number</u>
<u>We do not offer</u>	<u>11</u>
<u>intramural sports</u>	_____
_____	_____
_____	_____
_____	_____

List Intramural Sports students are interested in adding:
(From Student Survey T-61 Question 6)

<u>Sport</u>	<u>Number</u>
<u>None listed</u>	_____
_____	_____
_____	_____
_____	_____
_____	_____

Participation in Non-School Sports Activities
 (From Student Survey T-61 Question 7)

<u>Sport</u>	<u>Number</u>
None Listed	28
_____	_____
_____	_____
_____	_____
_____	_____

Reasons for not participating in interscholastic athletics.
 (From Survey Question 8)

<u>Response</u>	<u>Number</u>
10 I prefer other activities such as band, chorus, etc.	
17 I don't have time	
9 The practice schedules and game times are inconvenient	
14 The sport I like isn't offered	
5 It's too expensive	
3 I prefer to participate in club or intramural sports	
9 Working	
9 Other	

Student Suggestions to encourage participation

None listed

Jerry Phillips

 Principal's Signature

April 12, 2004

 Date

Trimble County Schools

GARRY D. JACKSON, SUPERINTENDENT
MARCIA DUNAWAY, ASST. SUPERINTENDENT
SHEILA DAVIS, FEDERAL COORD./INST. SUPERVISOR
KAY BISHOP, FINANCIAL MANAGER
ROD SMOTHERS, CHIEF INFORMATION OFFICER
JEAN ADAMS, DIRECTOR OF SPECIAL EDUCATION
PHYLLIS PENISTON, FOOD SERVICE DIRECTOR

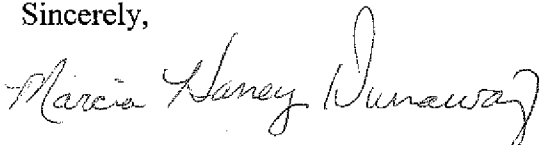
BOARD OF EDUCATION
ROBERT YOWLER, CHAIRMAN
JAN JOYCE, VICE CHAIRMAN
J.W. SACHLEBEN, MEMBER
JILL SIMMONS, MEMBER
THOMAS COOK, MEMBER

April 30, 2004

To Whom It May Concern:

I have enclosed the corrected Title IX Budget forms, T35 and T36 for **Trimble County High School**. Please replace in the Title IX annual report I sent in on April 15, 2004.
Thank you.

Sincerely,



Marcia Haney Dunaway
Assistant Superintendent
Trimble County Schools

2003-2004
BUDGETED AND ACTUAL EXPENDITURES - PROGRAM COMPARISON CHART
TO INCLUDE BOOSTER CLUB FUNDING

	equipment and supplies		travel		awards		coaches' salaries (to include supplemental and extended employment)		facilities improvements		publications (if sport-specific)	
	B	E	B	E	B	E	B	E	B	E	B	E
G basketball	\$6975.00	\$11,916.33	N/A	N/A	\$300	\$395.20	\$5500	\$5500	N/A	N/A	N/A	N/A
B basketball	\$6975	\$18,990.71	N/A	N/A	\$300	\$235.60	\$5500	\$5500	N/A	N/A	N/A	N/A
G softball	\$4650	\$7,753.02	N/A	N/A	\$300	0	\$2150	\$2150	N/A	N/A	N/A	N/A
B baseball	\$4650	\$9,184	N/A	N/A	\$300	0	\$2150	\$2150	N/A	N/A	N/A	N/A
G cross country	\$930	\$2,136.41	N/A	N/A	\$150	\$225.90	\$1400	\$1400	N/A	N/A	N/A	N/A
B cross country	\$930	\$2,136.41	N/A	N/A	\$150	\$238.75	One head coach for both girls and boys team	One head coach for both girls and boys team	N/A	N/A	N/A	N/A
G golf	\$930	\$668.66	N/A	N/A	\$50	\$131.25	\$1400	\$1400	N/A	N/A	N/A	N/A
B golf	\$930	\$522	N/A	N/A	\$50	\$109.70	One head coach for both girls and boys team	One head coach for both girls and boys team	N/A	N/A	N/A	N/A
G soccer												
B soccer												
G swimming												
B swimming												

- Budget and expenditures on this 2003-2004 year report due by April 15, 2004, should reflect the total monies budgeted and spent for the entire year of 2002-2003 ending June 30, 2003.
- "B" is for budgeted dollar amounts and "E" is for actual dollar expenditures.
- Booster Club Funding/Contributions must be included in the expenditures total.
- Indicate percentage of total expenditures for each gender: Total Expenditures \$ _____ % for boys _____ % for girls _____

Principal's Signature: *Ann Pelles*
 Copyright 1999, Good Sports, Inc., Title IX and Gender Equity Specialists. All rights reserved.

Date: 4/30/04

2003-2004
BUDGETED AND ACTUAL EXPENDITURES - PROGRAM COMPARISON CHART 2
TO INCLUDE BOOSTER CLUB FUNDING

KHSAA
 Form 136
 REV. 8/03

Teams	equipment and supplies		travel		awards		coaches' salaries (to include supplemental and extended employment)		facilities improvements		publications (if sport-specific)	
	B	E	B	E	B	E	B	E	B	E	B	E
G track												
B track												
G tennis	\$930	\$161.50	N/A	N/A	\$150	0	\$1400	\$1400	N/A	N/A	N/A	N/A
B tennis	\$930	\$161.50	N/A	N/A	\$150	0	One head coach for both girls and boys team		N/A	N/A	N/A	N/A
G volleyball	\$1860	\$4,142.80	N/A	N/A	\$300	\$189.85	\$2150	\$2150	N/A	N/A	N/A	N/A
B wrestling												
G (list sport)												
B (football)	\$9300	\$15967.70	N/A	N/A	\$500	\$261.85	\$5500	\$5500	\$60000	\$82,313	N/A	N/A
G (list sport)												
B (list sport)												

- Budget and expenditures on this 2003-2004 year report due by April 15, 2004, should reflect the total monies budgeted and spent for the entire year of 2002-2003 ending June 30, 2003.
- "B" is for budgeted dollar amounts and "E" is for actual dollar expenditures.
- Booster Club Funding/Contributions must be included in the expenditures total.
- Indicate percentage of total expenditures for each gender: Total Expenditures \$ 73,740.64 % for boys 63.7 % for girls 36.3

Principal's Signature: *Sandy P. Rollins* Date: 4/30/04